

Fund Factsheet

DFVN Capital Appreciation Fund (DFVN-CAF)

March 31, 2024

Investment objective:

DFVN-CAF aims to generate capital and assets gains, striving to be higher than the growth rate of the Vietnam stock market (VN-Index) in the long term.

Investment strategy:

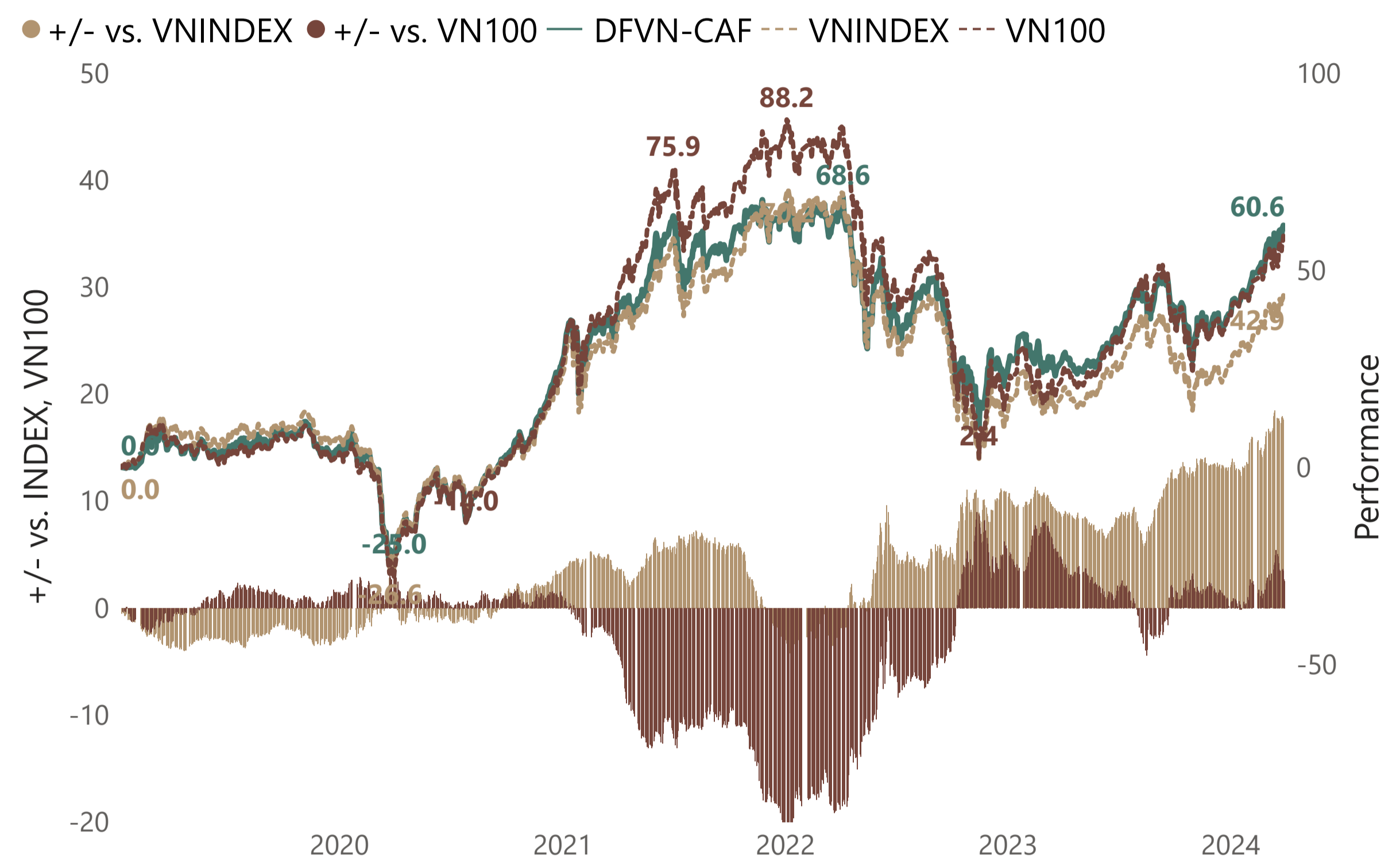
DFVN-CAF invests into a diversified portfolio of listed Vietnam's stocks by a combination of fundamental and technical analysis, which is called "Fusion approach".

FUND OVERVIEW

Fund information	DFVN-CAF
Inception date	10-January-2019
Fund size (NAV)	VND124.01 billion
Custodian bank	HSBC Bank (VN) Ltd
Annual management fee	1.0%/pa
Subscription fee*	0-2.0%
Redemption fee*	0-2.0%
Dealing day	Every Tuesday (T)
Cut-off time	11:30 AM Monday (T-1)
NAV/Unit	VND16,056.77
No. of stock	49
Standard deviation	1.35%

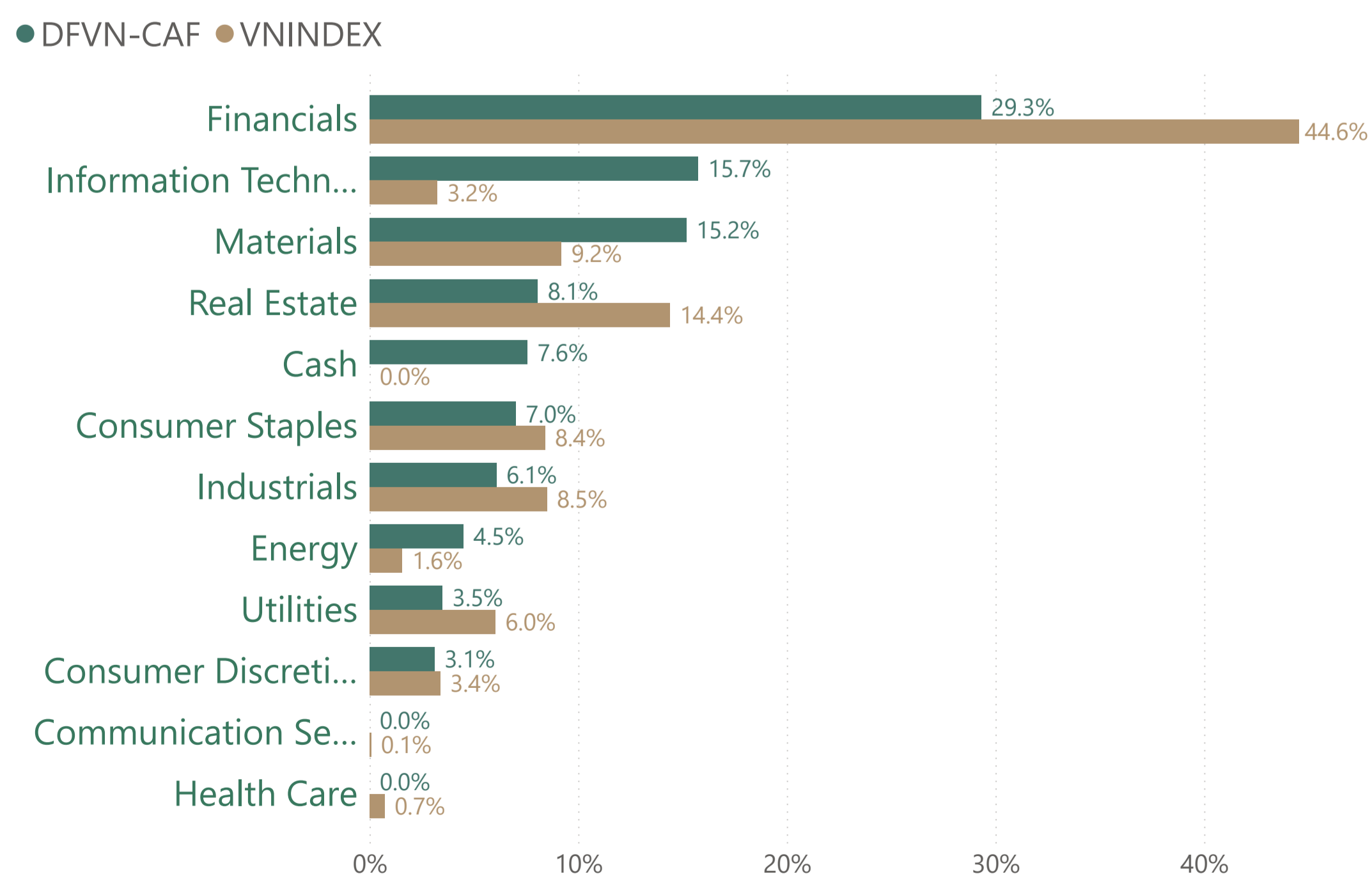
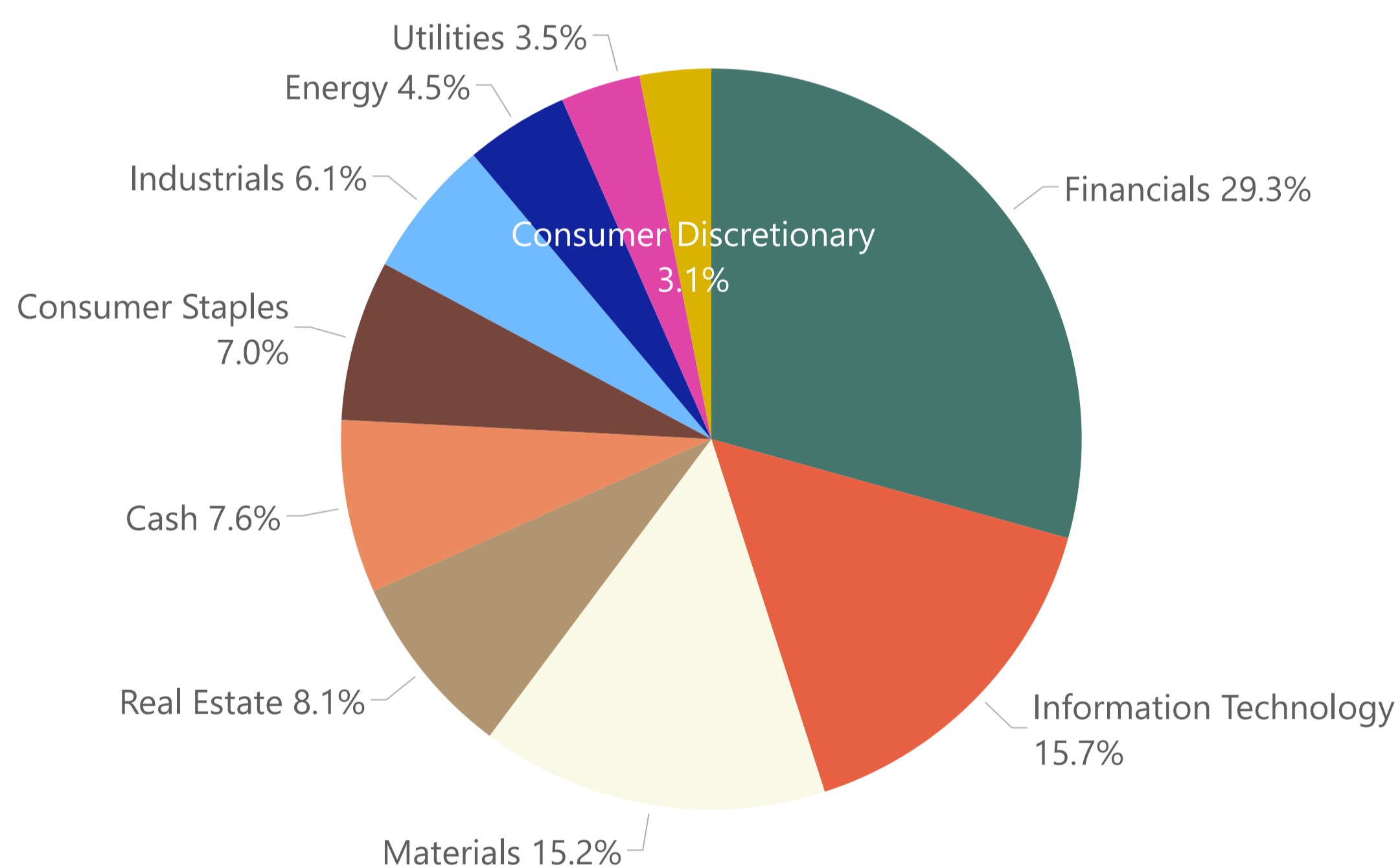
*Find details information in Fund's prospectus

FUND PERFORMANCE (%)



Note: DFVN-CAF fully invested from 28/02/2019.

INVESTMENT ALLOCATION



PERFORMANCE REVIEW

Growth (%)	1m	3m	9m	YTD	Inception	2023	2022	2021	2020
DFVN-CAF	3.3	15.6	20.6	15.6	60.6	12.9	-25.1	30.1	21.0
VN-INDEX	2.5	13.6	14.6	13.6	42.9	12.2	-32.8	35.7	14.9
VN100	3.4	13.9	20.1	13.9	58.0	18.2	-36.6	47.9	21.6
Vs. VNI	0.8	1.9	6.0	1.9	17.6	0.7	7.7	-5.7	6.1
Vs. VN100	-0.1	1.7	0.5	1.7	2.5	-5.2	11.5	-17.9	-0.6

(Source: DFVN, HOSE)

TOP 10 HOLDING

Ticker	Corp	Sector	% NAV	+/- vs. VNI
FPT	FPT Group	IT	15.4%	12.5%
VCB	Vietcombank	Financials	6.9%	-3.3%
KDH	KhangDien House	Real estate	4.5%	3.9%
HPG	HoaPhat Group	Materials	4.4%	1.0%
SSI	SSI Corporation	Financials	4.0%	2.9%
ACB	ACB Bank	Financials	4.0%	1.8%
STB	Sacombank	Financials	3.8%	2.6%
GVR	Vietnam Rubber	Materials	3.6%	1.1%
VPB	VPBank	Financials	3.5%	0.5%
GAS	Petro Gas	Utilities	3.5%	-0.1%

Invest now

Open investment account
and invest via iTRUST app



Disclaimer:

This document is issued by Dai-ichi Life VN Fund Management ("DFVN") and subject to change based on market and other conditions. DFVN isn't responsible for the accuracy of the information herein, except the information, data of Funds managed by DFVN and provided in this document. This document reflects the views and assessments of the author at the time of issue, for reference only and may change without notice. This document is neither a prospectus nor an offer or any commitment of DFVN or Funds managed by DFVN. DFVN hasn't obligation to update, revise this document in any form in the case of opinions, forecasts and estimations in this document changes or becomes inaccurate.